

CANADA WESTERN RED SPRING WHEAT

As grain yields increase, protein content generally decreases. Some of the newer varieties have both higher protein and grain yield. To control true *loose smut* of wheat only a systemic fungicide will work as the pathogen is found inside the seed. To control the other types of smut (*covered*, *false loose* and *bunt*) a non-systemic fungicide seed treatment will work as the disease pathogen is on the outside of the seed.

CWRS Wheat		Yield as % of Katepwa										
		Dawson Creek				Fort St. John				B.C. Peace		
Variety	2006 Yield		2003-2006		2006 Yield		2003-2006		2006	2003-2006		
	bus / acre	% of Check	Avg. (%)	Station Years	bus / acre	% of Check	Avg. (%)	Station Years	Avg. (%)	Avg. (%)	Station Years	
5602HR	4 e	19	76	[3]	47 h	82	91	[3]	51	83	[6]	
AC Barrie	14 d	64	96	[4]	54 efg	95	98	[4]	80	97	[8]	
AC Intrepid	18 a-d	85	101	[4]	60 b-e	105	105	[4]	95	103	[8]	
AC Splendor	19 a-d	88	101	[4]	54 fg	94	97	[4]	91	99	[8]	
Alikat	21 abc	99	102	[4]	55 d-g	96	95	[4]	98	99	[8]	
<i>Alvena</i> *	22 abc	101	101	[1]	56 c-g	98	98	[1]	99	99	[2]	
<i>BW315a</i> *,**	17 a-d	79	79	[1]	56 c-g	98	98	[1]	89	89	[2]	
CDC Alsask (BW 301)	22 abc	102	107	[3]	62 abc	109	113	[3]	105	110	[6]	
CDC Go	19 a-d	89	103	[4]	62 abc	108	101	[4]	98	102	[8]	
CDC Imagine	20 a-d	92	102	[4]	54 fg	94	100	[4]	93	101	[8]	
CDC Osler	23 a	107	106	[4]	61 bcd	106	102	[4]	107	104	[8]	
Harvest	16 bcd	72	95	[4]	57 c-f	100	96	[4]	86	95	[8]	
Infinity	20 a-d	95	110	[3]	58 c-f	102	104	[3]	98	107	[6]	
Kanata**	17 a-d	78	82	[3]	47 h	82	83	[3]	80	82	[6]	
Katepwa	22 abc	100	100	[4]	57 c-f	100	100	[4]	100	100	[8]	
Park	19 a-d	87	98	[3]	51 gh	88	92	[3]	88	95	[6]	
Peace	15 cd	68	91	[3]	52 fg	91	96	[3]	80	94	[6]	
Snowbird**	19 a-d	88	99	[4]	58 c-f	102	101	[4]	95	100	[8]	
<i>Somerset</i> *	21 a-d	97	97	[1]	54 efg	95	95	[1]	96	96	[2]	
Superb	22 ab	103	118	[4]	66 a	116	112	[4]	110	115	[8]	
LSD (P=.05) =		4.07		3.75		4.70						
CV value (%) =		15.55										
Varieties not tested in 2005 (2002-2004)						Last Year Tested						
5500 HR			109	[3]			101	[3]	(2004)	105	[6]	
5601HR			101	[4]			99	[4]	(2005)	100	[8]	
CDC Teal			100	[3]			94	[3]	(2004)	97	[6]	
Journey			100	[4]			94	[4]	(2005)	97	[8]	
Lillian			104	[3]			103	[3]	(2005)	104	[6]	
Lovitt			107	[3]			102	[3]	(2005)	105	[6]	
McKenzie			116	[2]			104	[2]	(2004)	110	[4]	
Prodigy			117	[3]			99	[3]	(2004)	108	[6]	

Means followed by the same letter do not significantly differ (P=.05, LSD)

* first year tested, very limited data available

Katepwa - check variety

**HWSW Hard White Spring Wheat

CWRS Wheat

Variety Descriptions

Variety	B.C. Peace Averages				Alberta Agdex 100/32									Distributor
	2003-2006				Resistance to:						Tolerance to:			
	Days to Maturity	Height	Bushel Weight	Kernel Protein %	Lodging	Shatter	Loose Smut	Common Bunt	Common Root Rot	Leaf Spot	Sprouting	FHB		
	+/- check	cm	lbs/bu	+/- check										
■ 5602HR	3	78	64	1.4 [6]	G	G	R	R	XX	F	F	G	Agricore United	
■ AC Barrie	1	75	63	0.8 [8]	G	G	R	R	I	P	G	F	SeCan	
■ AC Intrepid	0	78	63	0.1 [8]	G	G	I	R	I	F	P	P	Canterra	
■ AC Splendor	-1	75	62	0.8 [8]	F	G	I	I	I	F	F	P	SeCan	
Alikat	0	73	63	0.4 [8]	F	G	R	R	I	P	F	F	Canterra	
■ <i>Alvena</i> *	-2	61	63	0.1 [2]	XX	XX	XX	XX	XX	XX	XX	XX	AAFC - Swift Current	
■ <i>BW315a</i> *,**	-2	63	65	-0.3 [2]	XX	XX	XX	XX	XX	XX	XX	XX	AAFC - Winnipeg	
■ CDC Alsask	0	76	62	0.1 [6]	F	G	R	R	I	P	F	P	Sask Wheat Pool	
CDC Go	-1	71	64	0.6 [8]	G	G	S	I	XX	P	P	F	U of S	
■ CDC Imagine	-1	73	62	0.1 [8]	G	G	R	R	I	P	F	VP	Sask Wheat Pool	
CDC Osler	-2	73	63	0.3 [8]	G	G	R	I	XX	XX	F	P	U of S	
■ Harvest	-1	72	64	0.7 [8]	VG	G	R	S	I	P	EX	VP	FarmPure Seeds	
■ Infinity	0	71	63	-0.1 [6]	G	G	R	R	XX	P	G	VP	Canterra	
■ Kanata**	1	66	63	0.9 [6]	G	G	I	S	I	P	G	F	FarmPure Seeds	
Katepwa	0	78	63	0.0 [8]	F	G	R	R	I	P	F	F	SeCan	
Park	0	77	63	0.2 [6]	F	G	R	I	I	P	G	VP	Stock Seed Distribution	
Peace	3	75	63	0.7 [6]	G	G	R	R	XX	XX	P	P	Canterra	
■ Snowbird**	1	77	63	0.5 [8]	G	G	R	S	I	P	G	P	FarmPure Seeds	
<i>Somerset</i> *	-1	63	61	0.8 [2]	XX	XX	XX	XX	XX	XX	XX	XX	SeCan	
■ Superb	2	74	64	-0.4 [8]	G	G	I	R	I	P	G	P	SeCan	

Varieties not tested in 2006 (Averages 2002-2005)													
				actual % avr									
■ 5500 HR	2.5	76	64	13.8 [6]	F	G	I	I		P	G	F	Agricore United
■ 5601HR	2	86	64	13.5 [8]	G	G	I	I	XX	P	F	F	Agricore United
BW 301	0	83	62	12.5 [4]	XX	XX	XX	XX	XX	XX	XX	XX	U of S
CDC Teal	0.1	76	63	13.9 [6]	G	G	I	I	I	P	P	VP	FarmPure Seeds
■ Journey	3	77	63	14.5 [8]	VG	G	I	R	I	P	G	F	AgPro/Sask Wheat Pool
■ Lillian	0	81	63	13.4 [6]	G	G	R	I	I	P	G	VP	SeCan
■ Lovitt	0	81	63	12.9 [6]	G	G	G	I	I	XX	VG	P	Canterra
McKenzie	3	80	63	12.9 [6]	F	G	S	R	I	F	EX	F	Agricore United
■ Prodigy	1.7	79	65	14.2 [6]	G	F	I	R	I	P	F	VP	Sask Wheat Pool

* first year tested, very limited data available

EX = excellent, VG = very good, G = good
F = fair, P = poor (susceptible), VP = very poor

Katepwa - check variety

Disease Rating: R = Resistant, I = Intermediate, S = Susceptible

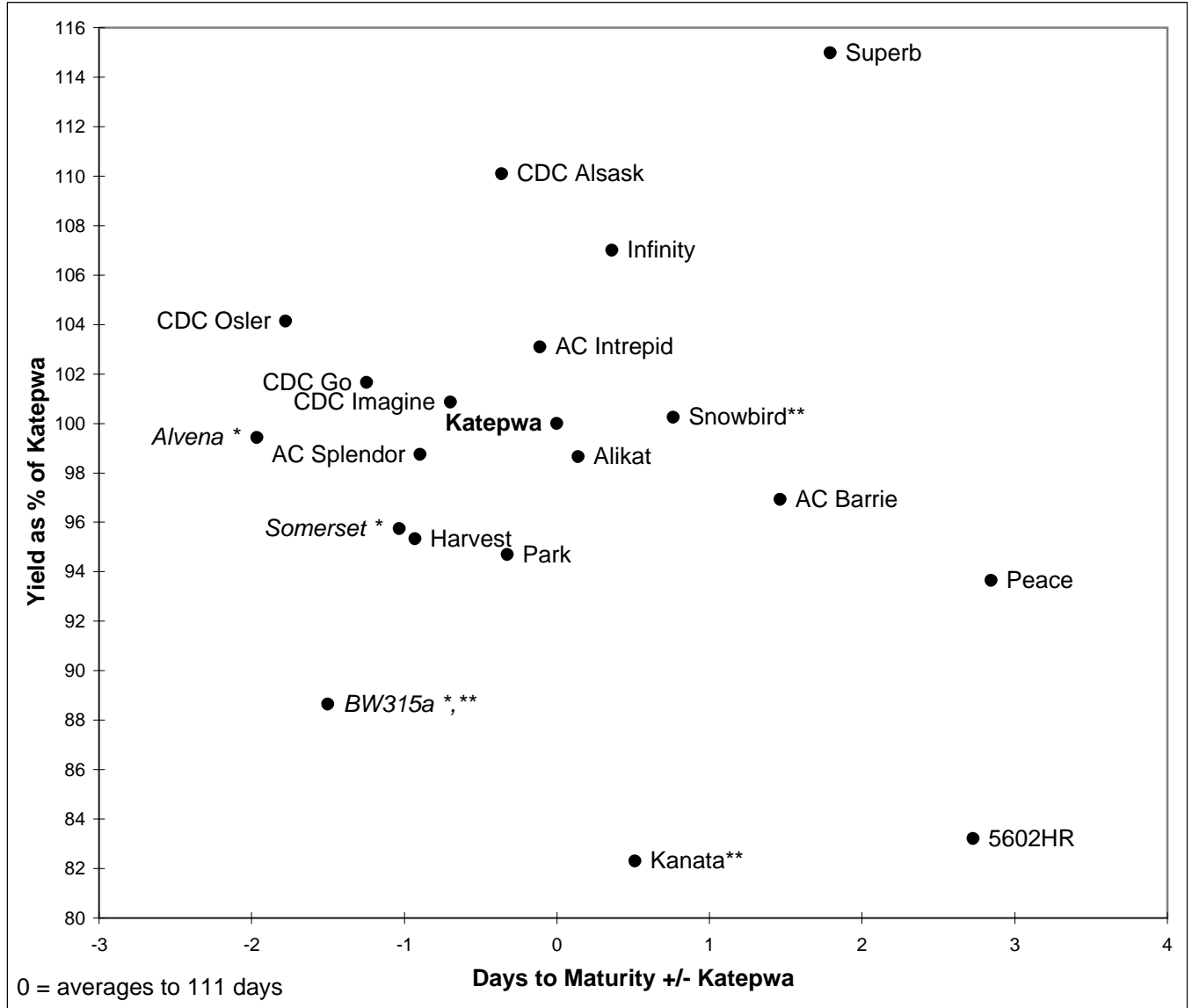
■ Protected by Plant Breeders' Rights

XX = insufficient data

** HWSW Hard White Spring Wheat

Average maturity for **Katepwa** is 111 days

Average protein for **Katepwa** is 13%



* first year tested, very limited data available

** Hard White Spring Wheat

CANADA PRAIRIE SPRING WHEAT

CANADA WESTERN EXTRA STRONG WHEAT

All current Canada Prairie Spring varieties are awned and should be treated with a systemic fungicide seed treatment to control smut. Canada Western Extra Strong wheats have unique gluten properties. Avoid deep seeding CPS or CWES wheats. Seeding rates for these wheats should be increased 20 to 25% due to the larger kernel size.

[For testing purposes, the CPS and CWES wheats are traditionally grown together in the same trial]

CPS Wheat		Yield as % of AC Taber											
Variety	Type	Dawson Creek				Fort St. John				B.C. Peace			
		2006 Yield**		2002-2005		2006 Yield		2002-2006		2006	2002-2006		
		bus / acre	% of check	Avg. (%)	Stn. Yrs.	bus / acre	% of check	Avg. (%)	Stn. Yrs.	Avg. (%)	Avg. (%)	Stn. Yrs.	
5700PR	CPS red			101	[4]	53	a	115	103	[5]	115	102	[9]
5701PR	CPS red			103	[4]	51	ab	109	99	[5]	109	101	[9]
AC Crystal	CPS red			100	[4]	46	cd	99	96	[5]	99	98	[9]
AC Taber	CPS red			100	[4]	46	cd	100	100	[5]	100	100	[9]
Snowwhite475 (HY 475)	CPS white			92	[2]	53	a	115	100	[2]	115	96	[4]
Snowwhite476 (HY 476)	CPS white			101	[2]	51	ab	111	107	[2]	111	104	[4]
AC Barrie	CWRS			87	[4]	43	d	93	83	[5]	93	85	[9]
LSD (P=.05) =						2.73							
CV value (%) =						3.83							
				<u>Varieties not tested in 2005 (2002-2004)</u>				<u>Last Year Tested</u>					
AC Foremost	CPS red			105	[4]				100	[4]	(2005)	102	[8]

CWES Wheat		Yield as % of AC Taber											
Variety	Type	Dawson Creek				Fort St. John				B.C. Peace			
		2006 Yield**		2002-2005		2006 Yield		2002-2006		2006	2002-2006		
		bus / acre	% of check	Avg. (%)	Stn. Yrs.	bus / acre	% of check	Avg. (%)	Stn. Yrs.	Avg. (%)	Avg. (%)	Stn. Yrs.	
AC Taber	CPS red			100	[4]	46	cd	100	100	[5]	100	100	[9]
Amazon	CWES			85	[4]	45	d	97	86	[5]	97	86	[9]
CDC Rama	CWES			94	[2]	49	bc	106	96	[3]	106	95	[5]
AC Barrie	CWRS			87	[4]	43	d	93	83	[5]	93	85	[9]
LSD (P=.05) =						2.73							
CV value (%) =						3.83							

AC Taber - check variety

* first year tested, very limited data available

CPS & CWES are grown together in same trial

** There is no 2006 yield data available for the Dawson Creek site due to drought

Means followed by the same letter (both charts as grown together) do not significantly differ (P=.05, LSD)

CPS / CWES Wheat						Variety Descriptions											
B.C. Peace Averages						Data from Alberta Agdex 100/32											
2002-2006						Resistance to:					Tolerance to:						
Variety	Type	Maturity	Bushel		Kernel	Lodging	Shatter	Loose	Smut	Common	Bunt	Root Rot	Leaf	Spot	Sprouting	FHB	Distributor
		in days**	Height	Weight	Protein %												
■ 5700PR	CPS red	0	68	64	-0.5 [8]	EX	G	S	R	I	P	P	VP				Agricore United
■ 5701PR	CPS red	-1	69	63	0.0 [8]	G	G	I	S	I	P	P	VP				Agricore United
■ AC Crystal	CPS red	0	68	63	0.1 [8]	G	G	I	R	S	F	P	VP				SeCan
■ AC Taber	CPS red	0	67	63	0.0 [8]	G	G	S	R	I	F	P	VP				SeCan
■ Snowwhite475 (HY 475)	CPS white	-2	70	63	-0.5 [6]	XX	XX	R	R	XX	P	XX	VP				FarmPure Seeds
■ Snowwhite476 (HY 476)	CPS white	0	74	63	-0.7 [6]	XX	XX	MR	R	XX	P	XX	VP				FarmPure Seeds
■ Amazon	CWES	0	87	63	1.2 [8]	G	G	R	I	I	F	P	P				Canterra
■ CDC Rama	CWES	-1	87	64	1.4 [4]	F	G	R	R	XX	P	P	F				FarmPure Seeds
■ AC Barrie	CWRS	-4	76	63	1.6 [8]	G	G	R	R	I	P	G	F				SeCan
<u>Varieties not tested in 2006 (Averages 2002-2005)</u>																	
AC Foremost	CPS red	-1	66	63	-0.1 [8]	EX	G	R	R	I	P	F	VP				SeCan

* first year tested, very limited data available

EX = excellent, VG = very good, G = good

AC Taber - check variety

F = fair, P = poor (susceptible), VP = very poor (very susceptible)

■ Protected by Plant Breeders' Rights

Disease Rating: R = Resistant, I = Intermediate, S = Susceptible

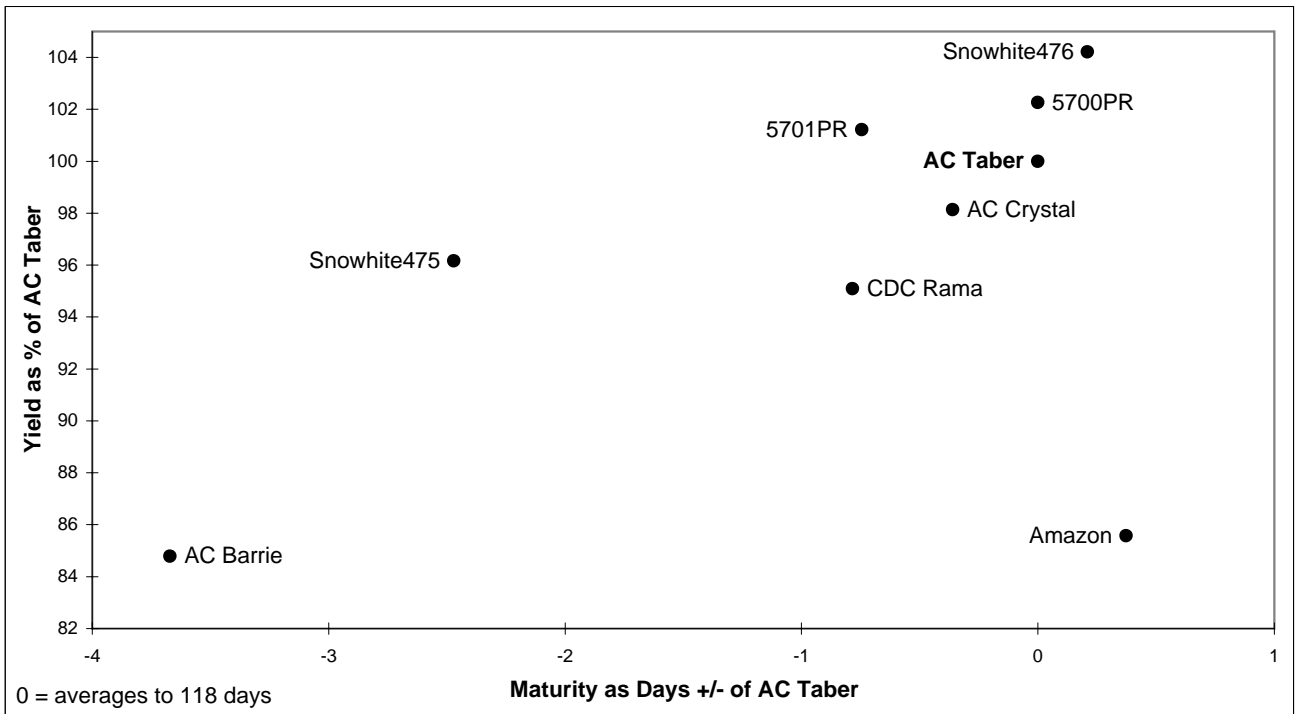
Average maturity for **AC Taber** is 118 days.

XX = insufficient data

Average protein for **AC Taber** is 12%

** There is no maturity data available at the Dawson Creek site for 2006 due to drought

CPS / CWES Wheat Regional Variety Performance 2002-2006



BARLEY

Six Row Barley

Yield as % of Harrington

Variety	Type	Dawson Creek		Fort St. John				B.C. Peace					
		2006 Yield**		2002-2005		2006 Yield		2002-2006		2006	2002-2006		
		bus / acre	% of check	Avg. (%)	Stn. Yrs.	bus / acre	% of check	Avg. (%)	Stn. Yrs.	Avg. (%)	Avg. (%)	Stn. Yrs.	
AC Albright	feed			95	[4]	79	bcd	103	95	[5]	103	95	[9]
AC Lacombe	feed			106	[4]	84	bcd	110	109	[5]	110	107	[9]
AC Metcalfe ¹	2R malt			110	[2]	76	d	99	99	[3]	99	104	[5]
CDC Battleford	malt			113	[4]	79	bcd	103	107	[5]	103	110	[9]
CDC Clyde	malt			115	[1]	81	bcd	106	100	[2]	106	107	[3]
Harrington	2R malt			100	[4]	77	cd	100	100	[5]	100	100	[9]
Kasota	feed(sd)			96	[4]	83	bcd	108	98	[5]	108	97	[9]
Lacey	malt(white)			95	[2]	79	bcd	103	102	[3]	103	98	[5]
LEGACY	malt(white)			104	[4]	81	bcd	106	99	[5]	106	101	[9]
Manny	feed			116	[3]	88	ab	114	110	[4]	114	113	[7]
<i>Stellar-ND</i> *	malt					64	e	84	84	[1]	84	84	[1]
Sundre (BT566)	feed(smooth awn)			122	[1]	93	a	122	116	[2]	122	119	[3]
Tradition	malt(white)			100	[4]	76	d	99	98	[5]	99	99	[9]
Trochu	feed			108	[4]	92	a	120	110	[5]	120	109	[9]
<i>Tyto</i> *	feed (hullless)					44	g	72	72	[1]	72	72	[1]
Vivar	feed			114	[3]	86	abc	112	110	[4]	112	112	[7]
LSD (P=.05) =						5.54							
CV value (%) =						5.05							
				Varieties not tested in 2006 (Averages 2002-2006)				Last Year Tested					
AC Harper	feed			105	[3]				111	[3]	(2004)	108	[6]
AC Rosser	feed			109	[3]				121	[3]	(2004)	115	[6]
B1602	malt(white)			97	[3]				96	[3]	(2004)	96	[6]
CDC Sisler	malt(white)			103	[3]				111	[3]	(2004)	107	[6]
CDC Springside	malt(white)			111	[3]				109	[3]	(2004)	110	[6]
CDC Tisdale	malt			109	[3]				113	[3]	(2004)	111	[6]
<i>CDC YORKTON</i> *	malt			105	[1]				91	[1]	(2004)	98	[2]
Mahigan	feed(sd)			102	[3]				101	[3]	(2004)	101	[6]

Two Row Barley

Yield as % of Harrington

Variety	Type	Dawson Creek		Fort St. John				B.C. Peace					
		2006 Yield**		2002-2005		2006 Yield		2002-2006		2006	2002-2006		
		bus / acre	% of check	Avg. (%)	Stn. Yrs.	bus / acre	% of check	Avg. (%)	Stn. Yrs.	Avg. (%)	Avg. (%)	Stn. Yrs.	
AC Metcalfe ¹	malt			107	[4]	76	a-d	101	107	[5]	101	107	[9]
Calder	malt			116	[3]	75	a-d	100	105	[4]	100	110	[7]
CDC Copeland	malt			107	[4]	78	a-d	103	103	[5]	103	105	[9]
CDC Cowboy	forage			98	[1]	67	ef	89	92	[2]	89	95	[3]
CDC Helgason	feed			109	[4]	72	cde	95	107	[5]	95	108	[9]
CDC Trey	feed			107	[3]	75	bcd	99	99	[4]	99	103	[7]
CONLON	feed			106	[1]	62	f	82	83	[2]	82	95	[3]
<i>Formosa</i> *	malt					66	ef	88	88	[1]	88	88	[1]
Harrington	malt			100	[4]	75	a-d	100	100	[5]	100	100	[9]
<i>Millhouse</i> *	sp. feed (hullless)					75	a-d	100	100	[1]	100	100	[1]
McLeod	feed			111	[3]	51	f	82	101	[4]	82	106	[7]
Newdale	malt			107	[4]	77	a-d	102	103	[3]	102	105	[7]
Ponoka	feed			125	[3]	79	abc	105	120	[4]	105	123	[7]
Seebe	feed			109	[4]	70	de	92	110	[5]	92	110	[9]
XENA	feed			114	[4]	84	a	111	114	[5]	111	114	[9]
LSD (P=.05) =						5.07							
CV value (%) =						4.79							
				Varieties not tested in 2006 (Averages 2002-2005)				Last Year Tested					
CDC Bold	feed(sd)			110	[3]				110	[3]	(2004)	110	[6]
CDC Dolly	feed			109	[3]				112	[3]	(2004)	110	[6]
CDC Kendall	malt			102	[3]				102	[3]	(2004)	102	[6]
CDC Select	malt			107	[3]				109	[3]	(2004)	108	[6]
Merit	malt			123	[4]				118	[4]	(2005)	120	[8]
Niobe	feed			107	[3]				106	[3]	(2004)	106	[6]
Rivers	feed			109	[3]				101	[3]	(2004)	105	[6]

¹AC Metcalfe (2R malt) will be the new barley check. (sd) semi-dwarf type Means followed by the same letter do not significantly differ (P=.05, LSD)

Harrington - check variety

* first year tested, very limited data available **no yield data available for Dawson Creek due to drought

Feed Barley***											Variety Descriptions						
B.C. Peace Averages											Alberta Agdex 100/32 info						
2002-2006											0-9 scale (0=nil)**						
Days to Maturity***											Resistance to						
Variety	Type	Height	Weight	Protein %	Scald	Net Blotch	Lodging	Loose Smut	False Smut	Root Rot	Scald	FHB	Tolerance	Distributor			
Eligible for General Purpose Grades Only																	
AC Albright	6 row	-2	73	52	-0.4 [5]	1.8	1.5	S	S	S	S			SeCan			
■ AC Lacombe	6 row	-1	68	49	-1.2 [5]	1.6	1.7	G	S	R	S	I	VP	SeCan			
■ CDC Helgason	2 row	-1	68	54	-0.1 [5]	2.0	1.5	G	R	R	I	S	P	SeCan			
■ CDC Trey	2 row	-1	68	55	-0.3 [3]	3.1	1.4	G	I	R	R	I	F	SeCan			
■ Manny	6 row	-1	74	50	-1.8 [5]	1.0	2.5	G	I	R	S	R	P	SeCan			
■ McLeod	2 row	2	59	53	0.5 [5]	3.1	1.7	G	S	R	I	S	P	Agricore United			
■ Ponoka	2 row	2	69	54	-0.8 [5]	1.3	1.0	G	R	R	I	I	F	SeCan			
■ Seebe	2 row	4	76	54	1.1 [5]	0.8	1.3	G	S	R	S	R	G	SeCan			
■ Sundre (BT566)	6 row	1	78	54	-2.3 [3]	1.5	2.8	G	S	R	S	R	P	Mastin Seeds, AB			
■ Trochu	6 row	-2	66	51	-1.2 [5]	2.0	1.1	G	S	R	R	I	P	SeCan			
■ Vivar	6 row	0	63	52	-1.5 [5]	2.4	1.4	VG	I	R	R	I	VP	SeCan			
■ XENA	2 row	1	67	54	-0.3 [5]	2.1	1.5	G	S	I	R	S	G	Agricore United			
Semi-dwarf varieties																	
■ Kasota	6 row	-2	57	52	-0.8 [5]	1.6	2.3	EX	S	R	I	R	VP	SeCan			
Hulless varieties																	
■ Millhouse *	2 row	0		59	1.5 [1]	XX	XX	XX	XX	XX	XX	XX	XX	AAFC Brandon			
■ Tyto *	6 row	0		58	2.4 [1]	XX	XX	XX	XX	XX	XX	XX	XX	Progressive Seed			
Forage varieties																	
■ CDC Cowboy	2 row	-1	90	55	0.6 [3]	2.4	1.3	G	S	R	XX	S	G	SeCan			
Varieties not tested in 2006 (Averages 2002-2005) - protein as actual % below																	
■ AC Harper	6 row	1	62	48	12.3 [4]	1.6	1.8	G	S	I	I	I	P	SeCan			
■ AC Rosser	6 row	3	63	50	11.5 [4]	2.4	1.2	F	S	R	I	S	VP	SeCan			
■ CDC Bold (sd)	2 row	1	59	51	13.3 [4]	0.8	1.7	G	S	R	I	I	VP	Canterra			
■ CDC Dolly	2 row	4	59	53	13.7 [4]	1.3	2.3	F	S	R	I	I	F	SeCan			
■ Mahigan (sd)	6 row	-2	53	51	12.7 [4]	1.1	3.4	EX	S	R	I	R	VP	SeCan			
■ Niobe	2 row	1	63	52	13.4 [4]	0.5	1.5	G	I	R	I	I	P	SeCan			
■ Rivers	2 row	1	61	51	12.8 [4]	2.4	1.2	G	R	R	R	S	F	FarmPure Seeds			

Malt Barley***											Variety Descriptions						
B.C. Peace Averages											Alberta Agdex 100/32 info						
2002-2006***											0-9 scale (0=nil)**						
Days to Maturity											Resistance to						
Variety	Type	Height	Weight	Protein %	Scald	Net Blotch	Lodging	Loose Smut	False Smut	Root Rot	Scald	FHB	Tolerance	Distributor			
■ AC Metcalfe ¹	2 row	0	68	53	0.0 [10]	2.0	1.8	F	R	I	I	S	F	SeCan			
■ Calder	2 row	0	69	53	-0.3 [3]	2.1	1.6	F	R	R	I	S	G	SeCan			
■ CDC Battleford	6 row	-1	71	51	-0.7 [5]	2.4	1.3	G	S	R	R	S	VP	FarmPure Seeds			
■ CDC Clyde	6 row	-3	66	52	-1.2 [3]	3.3	1.7	G	S	S	R	S	P	Agricore United			
■ CDC Copeland	2 row	2	74	52	-0.3 [5]	2.5	1.4	F	S	I	I	S	F	SeCan			
■ CONLON	2 row	-5	75	55	0.8 [3]	3.9	2.8	G	XX	S	R	S	G	Seed Depot Corp.			
■ Formosa *	2 row	1		55	0.5 [1]			XX	XX	XX	XX	XX	XX	C&M Seeds			
■ Harrington	2 row	0	65	53	0.0 [10]	2.8	2.7	F	S	S	I	S	G	SeCan			
■ Lacey	6 row	-1	63	51	-0.1 [3]	2.4		G	I	R	R	S	VP	Newfield Seeds			
■ LEGACY	6 row	-2	68	51	-0.8 [5]	2.5	1.6	G	I	R	R	S	P	Agricore United			
■ Newdale	2 row	1	65	54	0.2 [3]			F	S	R	R	S	F	FarmPure Seeds			
■ Stellar-ND *	6 row	0		45	-1.5 [1]			XX	XX	XX	XX	XX	XX	BARI-Canada, Inc.			
■ Tradition	6 row	-2	69	52	-0.4 [5]	3.0	1.2	G	S	R	R	S	VP	Busch Ag			
Varieties not tested in 2006 (Averages 2002-2005) - protein as actual % below																	
■ B1602	6 row	-3	67	52	11.5 [4]	2.2	1.4	G	S	I	R	S	VP	Agricore United			
■ CDC Kendall	2 row	0	61	51	13.8 [4]	1.8	2.0	F	S	S	I	S	F	Agricore United			
■ CDC Select	2 row	3	63	52	13.0 [4]	2.2	1.2	F	R	I	I	S	VP	Agricore United			
■ CDC Sisler	6 row	0	77	50	12.0 [4]			P	S	S	I	S	F	Agricore United			
■ CDC Springside	6 row	-2	72	50	11.5 [4]	2.4	1.3	G	R	R	I		VP	Agricore United			
■ CDC Tisdale	6 row	-1	73	49	11.6 [4]	2.2	0.8	G	S	R	I	S	P	FarmPure Seeds			
■ CDC YORKTON	6 row	-3	59	45		1.8		G	S	R	R	S	P	Agricore United			
■ Merit	2 row	5	66	52	12.4 [6]	2.3	1.5	F	S	R	I	S	F	Agricore United			

(sd) semi-dwarf variety * first year tested, very limited data available EX = excellent, VG = very good, G = good

■ Protected by Plant Breeders' Rights ** 0 - 9 scale; 0 = none, 9 = 100% affected F = fair, P = poor, VP = very poor

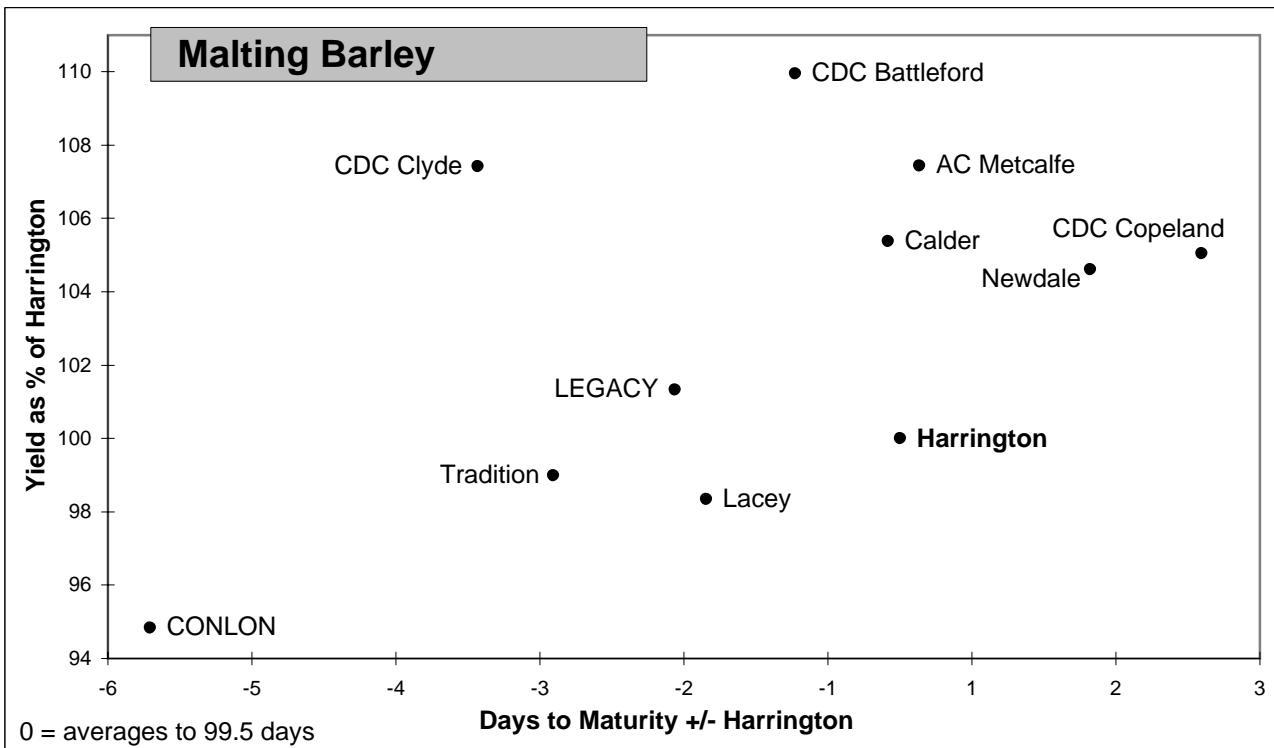
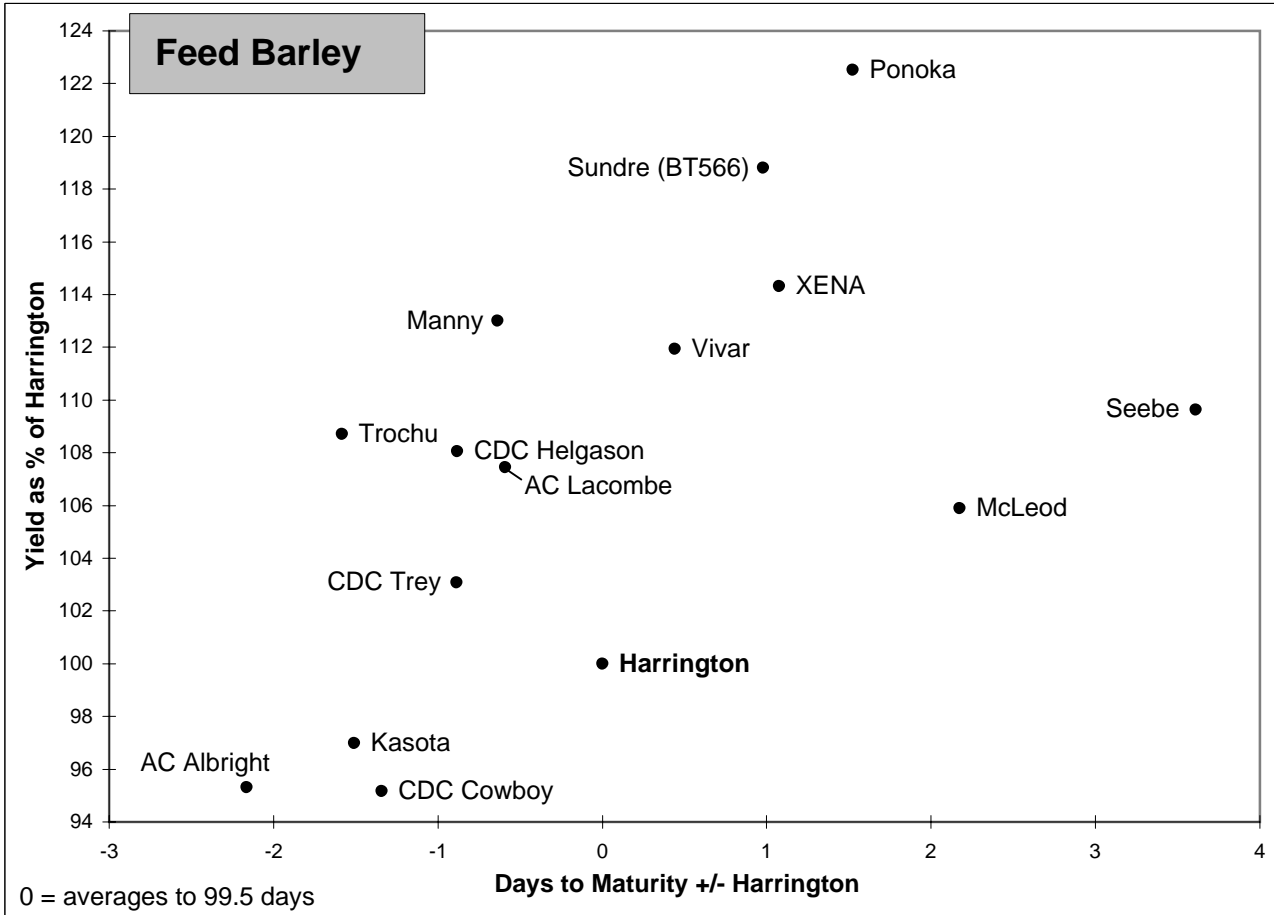
Harrington - check variety ¹AC Metcalfe (2R Malt) will be the future barley check. R = Resistant I = Intermediate S = Susceptible

Average maturity for Harrington is 99.5 days. *** No maturity or protein data is available from the Dawson Creek Site in 2006 due to drought

Average Protein for Harrington is 13%

Barley*

Regional Variety Performance 2002-2006



* No data is available from Dawson Creek due to drought, thus no first year materials are on the graphs.

OATS

Oats are usually a feed crop but some varieties are also suitable for higher value feed and food markets. The milling industry prefers higher protein varieties with plump kernels and lower hull content, while the horse industry prefers white hulled varieties. Hulless oat varieties have excellent feed and food value but need to be stored drier than normal varieties (<12% moisture) and do not flow as well in the bin due to their pubescence (hairs), which seem to "lock together". Yield values for hulless oat varieties are expressed after hull removal, which reduces the seed weight by 20-25% compared to the normal varieties. Keep in mind while comparing hulless to hulled. No hulless lines are currently being tested (see earlier reports).

Oats		Yield as % of Cascade										
Variety	Colour	Dawson Creek				Fort St. John				B.C. Peace		
		2006 Yield		2003-2006		2006 Yield		2003-2006		2006	2003-2006	
		bus / acre	% of check	Avg. (%)	Stn. Yrs.	bus / acre	% of check	Avg. (%)	Stn. Yrs.	Avg. (%)	Avg. (%)	Stn. Yrs.
7600M (OT 566)	white	26 bcd	76	85	[3]	73 a-e	96	96	[3]	86	90	[6]
<i>AC Jordan</i> *		29 a-d	86	86	[1]	86 ab	113	113	[1]	99	99	[2]
AC Juniper	white	28 a-d	82	89	[4]	63 de	83	96	[4]	82	93	[8]
AC Morgan	white	36 ab	105	102	[4]	85 ab	112	107	[4]	109	105	[8]
AC Mustang	white	33 abc	98	104	[4]	87 a	115	109	[4]	106	106	[8]
<i>CANMORE</i> *	white	27 bcd	79	79	[1]	68 cde	90	90	[1]	84	84	[2]
Cascade	yellow	34 abc	100	100	[4]	76 a-e	100	100	[4]	100	100	[8]
CDC Baler (forage oat)	white	22 d	64	90	[4]	74 a-e	98	106	[4]	81	98	[8]
CDC Dancer	white	30 a-d	89	94	[2]	67 cde	89	95	[2]	89	95	[4]
CDC Orrin	white	38 a	111	105	[4]	77 a-e	101	107	[4]	106	106	[8]
CDC Sol-Fi	white	28 a-d	82	80	[2]	67 cde	88	86	[2]	85	83	[4]
CDC Weaver	white	31 a-d	90	91	[2]	81 abc	107	100	[2]	99	96	[4]
Furlong	tan	28 a-d	82	84	[3]	70 b-e	92	95	[3]	87	90	[6]
<i>Hi-Fi</i> *	white	27 bcd	80	80	[1]	62 de	81	81	[1]	81	81	[2]
Leggett (OT 2021)	white	24 cd	72	82	[3]	68 cde	89	91	[3]	81	87	[6]
Lu	yellow	28 a-d	83	89	[4]	61 e	80	96	[4]	81	93	[8]
Murphy (forage oat)	white	26 bcd	76	88	[3]	78 a-d	102	106	[3]	89	97	[6]
Ronald	yellow	28 bcd	81	89	[3]	71 a-e	94	102	[3]	87	95	[6]
SW Betania		32 abc	94	91	[2]	76 a-e	101	97	[2]	97	94	[4]
	LSD (P=.05) =	5.75				9.41						
	CV value (%) =	13.91				9.04						

Means followed by the same letter do not significantly differ (P=.05, LSD)

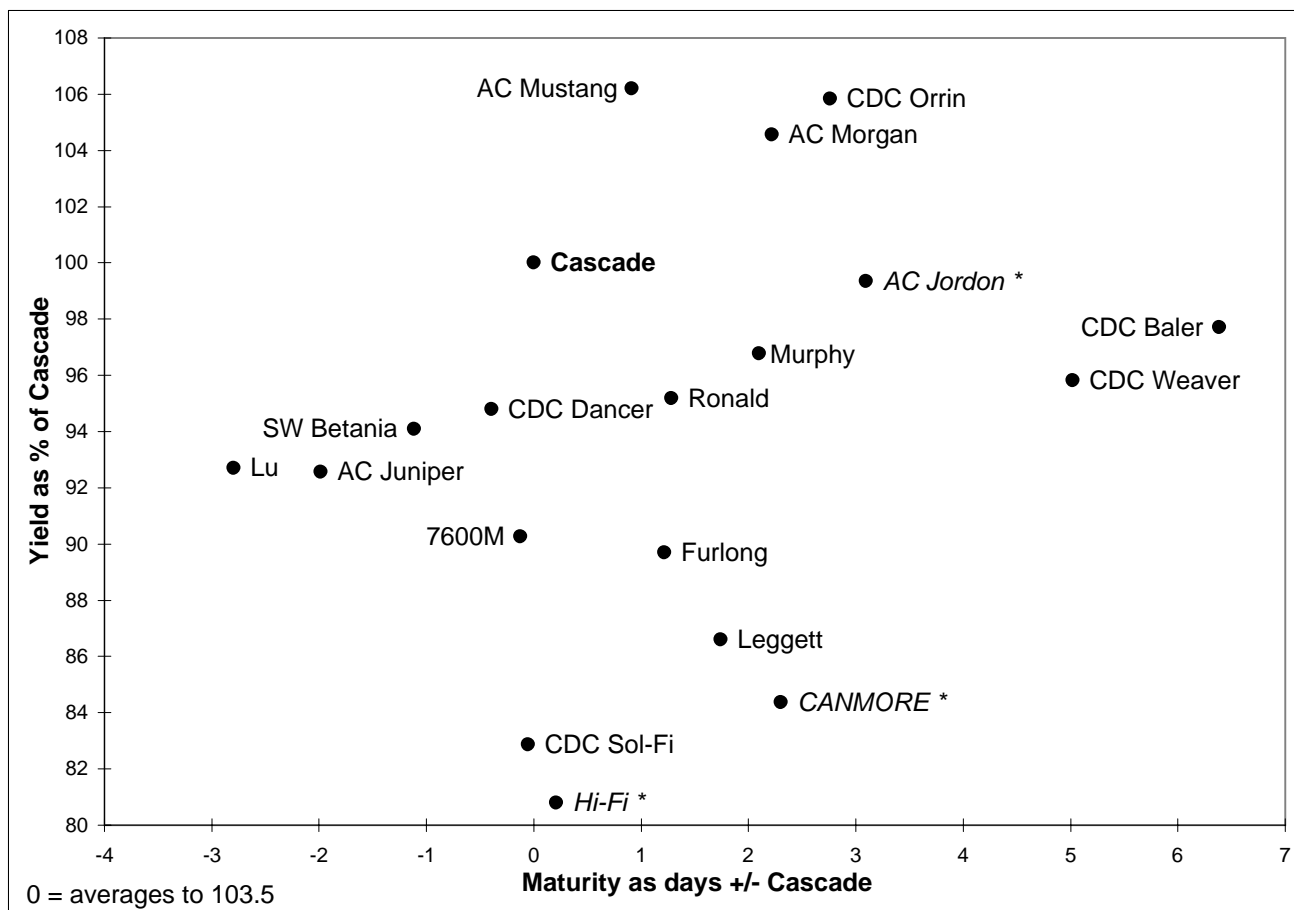
Average maturity for **Cascade** is 103.5 days.

Oats		Variety Descriptions						
Variety	Type	BC Peace Avg. (2003-2006)			Resistance to:		Distributor	
		Maturity as days +/- check	Height cm	Bushel Weight lbs/bu	Lodging	Smuts		
■ 7600M (OT 566)	milling	0	79	42	G	R	Agricore United	
<i>AC Jordan</i> *	milling / feed	3	58	42	XX	XX	SeCan	
■ AC Juniper	milling	-2	76	41	VG	I	Agricore United	
AC Morgan	milling	2	77	42	VG	R	SeCan	
■ AC Mustang	feed / forage	1	82	42	G	I	Agricore United	
■ <i>CANMORE</i> *	milling	2	46	41	XX	XX	Semican Atlantic	
Cascade	feed	0	85	42	G	S	SeCan	
CDC Baler	forage	6	87	40	XX	S	FarmPure Seeds	
■ CDC Dancer	milling	0	49	41	G	R	FarmPure Seeds	
■ CDC Orrin	milling	3	78	42	G	R	FarmPure/Cargill	
■ CDC Sol-Fi	milling	0	81	39	F	R	Agricore United	
■ CDC Weaver	milling	5	74	40	F	R	FarmPure Seeds	
■ Furlong	milling / feed	1	80	40	G	R	Canterra/Cargill	
■ <i>Hi Fi</i> *	milling	0	44	41	XX	XX	Seed Depot	
■ Leggett	milling	2	71	41	G	R	FarmPure Seeds	
Lu	feed	-3	73	41	G	R	SeCan	
■ Murphy	forage	2	92	40	XX	S	SeCan	
■ Ronald	milling	1	67	43	VG	R	SeCan	
■ SW Betania	milling	-1	69	41	G	R	Agricore United	

Cascade - check variety

■ Protected by Plant Breeders' Rights
XX = insufficient data

EX = excellent, VG = very good, G = good, F = fair, P = poor (susceptible)
S = Susceptible I = Intermediate R = Resistant
* first year tested, very limited data available



Oats for Feed

*first year tested, very limited data available.

Oats are often sown to provide fodder in the form of silage or greenfeed. Oats will yield more silage or greenfeed per unit area than any other cereal crop. If managed properly, it can provide 3-4.5 tons of dry matter per acre, or more, of high quality feed containing up to 10 percent protein¹. Many years of comparing yields of oats with barley have shown oats to be superior in the Black and Grey Wooded soil zones¹. Although the percent protein level in barley is higher than in oats, the total amount of protein produced on a given area is higher with oats than with barley¹. Oats have about 22-26 percent hull whereas barley averages about 12-14 per cent hull on a weight basis¹. When choosing a variety, the seed yield as well as the forage yield should be considered, thereby keeping one's options open to harvest as forage or grain¹. We do not currently evaluate oat varieties for forage yield in these tests.

Forage Oats

It is believed by some farmers that one variety might be better than another because it appears "leafier"; however, tests on a number of varieties have shown very little variation in leafiness². Having said that however, such work has not likely included the newer lines of forage oats that are entering the market place now. These new "forage only" lines, such as *CDC Baler* and *Murphy*, have usually been much larger plants in our tests than their traditional counterparts developed for seed quality, which should translate to more biomass to be available for forage production. Note however, that traditionally our oat tests do not lodge and so it is unclear as to whether larger plants are going to be a concern for early lodging in a large-scale forage production practice in our area. Lodging data here is from Alberta Agdex 100/32.

Other Comments

On heavier soils and in the more moist areas, lodging resistance should be considered, but again, traditionally lodging has not been a concern in our BC Peace oat trials, and as mentioned above, lodging data provided here is from Alberta Agdex 100/32. The variation in straw feed quality between oat varieties is insignificant and should not be used as a variety selection criterion³. The average feed values are: protein 4%, fibre 49%, calcium 0.27%, and phosphorus 0.08%³.

Source^{1,2,3}: Alberta Agriculture, Food, and Rural Development website www.agric.gov.ab.ca

SPRING TRITICALE

Triticale is a genetic cross (not a hybrid) developed by crossing wheat (*Triticum turgidum* or *Triticum aestivum*) with rye (*Secale cereal*). Most varieties of spring triticale currently available are approximately 10 days or more later maturing than CWRS wheats, and as such they should not be grown in the B.C. Peace River region for grain production. However, a few varieties proving to be earlier than traditional spring triticale varieties, and perhaps as breeding continues earlier lines may come along that can be grown here for grain. Their high grain yields are "attention grabbers", and so it is worth watching their development, especially as triticale seems to hold a lot of potential for ethanol production in the Peace region if breeding efforts could produce earlier maturing lines. Drought tolerance is the primary advantage that spring triticales have over other spring cereal crops. Spring triticales are also a valuable alternative or compliment to barley & oats as forage feed. It is for these reasons that data is included.

Spring Triticale			Yield as % of Pronghorn								
Variety	Dawson Creek			Fort St. John				B.C. Peace			
	2006 Yield		2003-2006	2006 Yield		2003-2006	2006	2003-2006			
	bus / acre	% of check	Avg. Stn. (%) Yrs.	bus / acre	% of check	Avg. Stn. (%) Yrs.	Avg. (%)	Avg. (%)	Stn. Yrs.		
AC Ultima	22 b	145	110 [4]	68 a	94	92 [4]	120	101	[8]		
<i>Bunker</i> *	11 d	74	74 [1]	61 b	84	84 [1]	79	79	[2]		
Companion (forage type)	17 c	109	95 [3]	66 a	92	90 [3]	100	92	[6]		
Pronghorn	15 c	100	100 [4]	72 a	100	100 [4]	100	100	[8]		
<i>Tyndal</i> *	26 a	172	172 [1]	69 a	96	96 [1]	134	134	[2]		
LSD (P=.05) =		1.68		5.19							
CV value (%) =		5.94		5.01							
Varieties not tested in 2006 (Averages 2002-2005)							Last Year Tested				
AC Alta			104 [4]			102 [4]	(2005)	103	[8]		

Means followed by the same letter do not significantly differ (P=.05, LSD)

Pronghorn - check variety

* first year tested, very limited data available

Spring Triticale			Variety Descriptions			
	Maturity	Height (cm)	Bushel	TKW	Distributor	
	as days		Weight	(g /		
	+/- check		(lbs/bus)	1000)		
AC Ultima	-4	87	57	43	FarmPure Seeds	
<i>Bunker</i> *	4	68	58	45	FarmPure Seeds	
Companion (forage type)	0	104	53	45	SW Seed Canada Ltd	
Pronghorn	0	90	56	42	Progressive	
<i>Tyndal</i> *	0	68	59	40	SeCan	
Varieties not tested in 2006 (Averages 2002-2005)						
AC Alta	3	87	53	53	Progressive	

Average maturity for **Pronghorn** is 124 days.

